


## Certified MACH Architect Exam: Getting Started Guide

Our certification has been designed by industry experts and recognizes professionals who demonstrate deep technical and strategic expertise in modular software architectures.

Unlike vendor specific certifications, this exam validates the individual expertise needed to create and implement vendor neutral composable setups at scale, ensuring businesses remain adaptable and future proof.

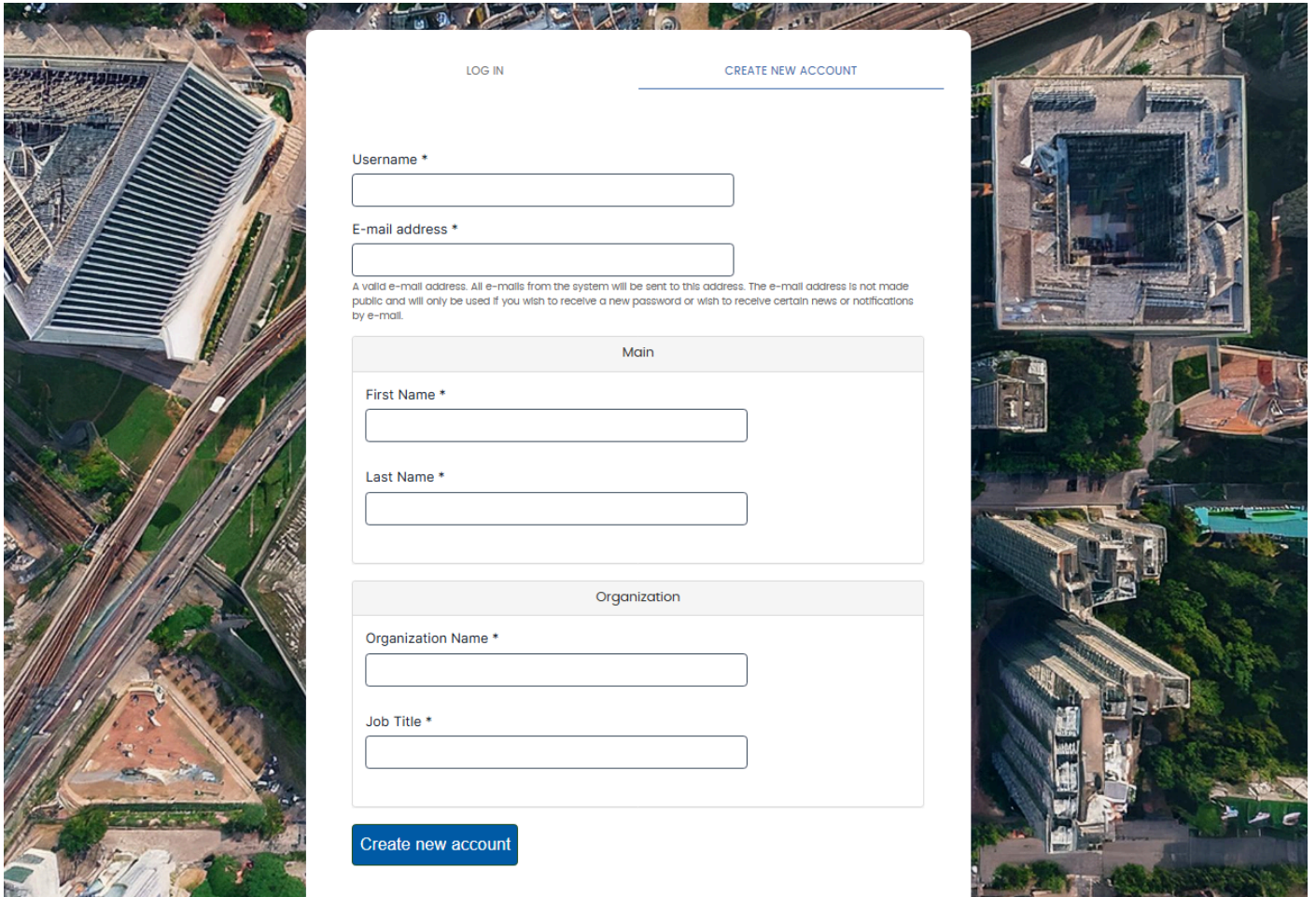
### Create Your Account

To get started you will first need to create a new account on the exam [portal](#).



### Enter Your Details

Complete the fields, then click or tap **create new account**



LOG IN      CREATE NEW ACCOUNT

Username \*

E-mail address \*

A valid e-mail address. All e-mails from the system will be sent to this address. The e-mail address is not made public and will only be used if you wish to receive a new password or wish to receive certain news or notifications by e-mail.

Main

First Name \*

Last Name \*

Organization

Organization Name \*

Job Title \*


Create new account

Once your account is created, you will receive **an email with a first time log in link.**

**Note:** Check your Spam folder if it doesn't land in your inbox within a few minutes.

When you click the link within the email you receive, you will be taken to the following page.

**Click log in** to access your account.



Once logged in you will be asked to set a new password. **Choose a password for your account & update the timezone settings to your local time, then click save.**

Password  Password quality: **Good**

Confirm password  Passwords match: yes

▼ Email settings

Plaintext email only

Language settings

Language

▼ Locale settings

Time zone

Once you see a confirmation message, **click Buy Exam** in the menu.

Home My Assessments My Results Buy Exam James Test Sav

Savvaj

The changes have been saved.

View Edit Orders

## Purchasing your exam

You will then be taken to the exam catalogue, where you will see the **Certified MACH Architect Professional Exam**. Click **Add to cart**.

Home People Portal Configuration Authoring Administration Reports Results My Assessments My Results Buy Exam James Savva

Search Catalog

Exam type

SKU Contains

Exam name contains

072025

Certified MACH Architect Professional Exam

Type: Assessment

Exams: MACH Architect Certification

Price: \$250.00

Quantity

Once the exam is added to your cart, a red cart icon should appear in the top right corner of your screen. **Click on the red cart icon.**



## Search Catalog

Exam type  
- Any -

SKU Contains

Exam name contains

Apply Reset

Certified MACH Architect Professional Exam added to your cart.

072025

**Certified MACH Architect Professional Exam**

Type: Assessment

Exams: MACH Architect Certification

Price: \$250.00

Quantity

Add to cart

Check the details are correct and then click **checkout**.



Product	Price	Quantity	Remove	Total
Certified MACH Architect Professional Exam	\$250.00	<input type="text" value="1"/>	<a href="#">Remove</a>	\$250.00

Total: \$250.00

[Update cart](#) [Checkout](#)

Click **Continue to the next step**.

### Product

Certified MACH Architect Professional Exam

### Exam Voucher Code

Do you have a voucher code? Enter it below for a free or discounted exam!

#### Voucher Code

Add voucher

[Continue to next step](#) or [Cancel](#)

You will then see “pay with credit card via Avangate . Click continue to the step.

Payment

Pay with Credit Card via Avangate

Continue to next step or [Go back](#)

## Enter Billing Information and Payment Card Details.

### Billing Information

Licensed to:  Person  Company

First name\*:

Last name\*:

Address\*:

City\*:

Zip or postal code:

Country\*:

State or province:

Email\*:

Confirm email\*:

### Payment Options

Payment Options\*:  [Details](#)

Billing currency\*:

Card number\*:

Card expiration date\*:

Security code\*:

Card holder name\*:

Accept the terms and conditions and click continue.

### Additional Information

I accept these terms and conditions.\*

Order placed for testing purposes

Continue »


Once your payment has been processed, you will be taken to a confirmation page, where you will find an order number and where to [view your order](#)

Your order number is 13. You can [view your order](#) on your account page when logged in.  
Browse to the [My Assessments](#) page to proceed with your exam process

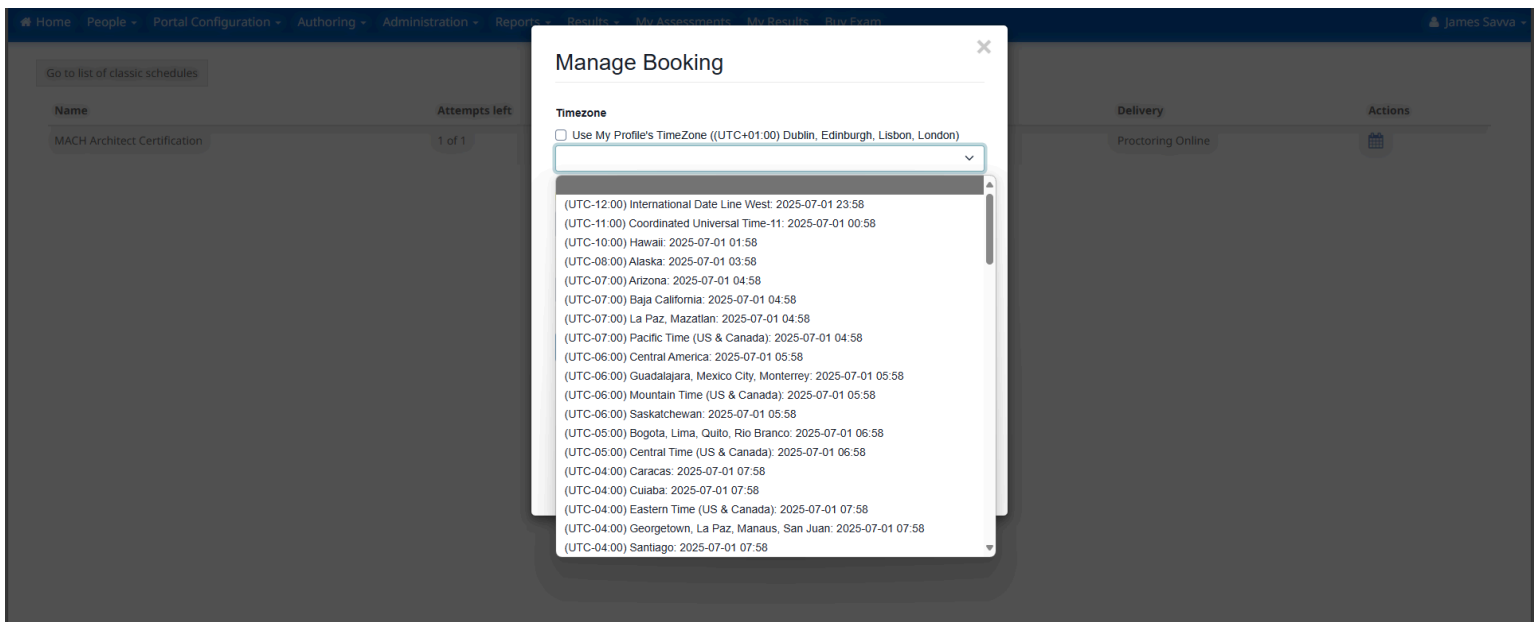
## Scheduling your exam

In the same session click **my assessments**. Then click the **calendar icon** on the far right of the page, under actions.

[Go to list of classic schedules](#)

Name	Attempts left	Available from	Available until	Delivery	Actions
MACH Architect Certification	1 of 1	1-Jul-2025 12:38	31-Jul-2025 12:38	Proctoring Online	

Under **Manage booking** select your timezone from the dropdown list.



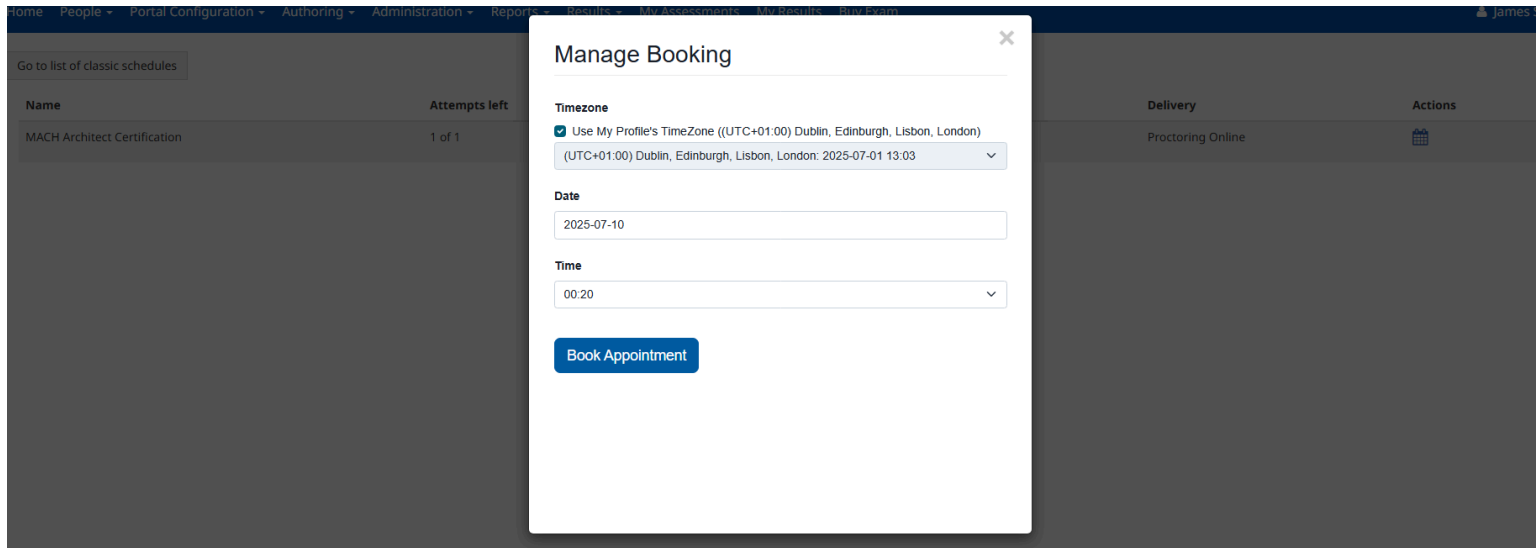
The screenshot shows the 'Manage Booking' dialog box with a 'Timezone' section. It includes a checkbox for 'Use My Profile's TimeZone ((UTC+01:00) Dublin, Edinburgh, Lisbon, London)' and a dropdown menu. The dropdown menu is open, displaying a list of timezones and their corresponding exam dates and times.

Timezone	Exam Date and Time
(UTC-12:00) International Date Line West:	2025-07-01 23:58
(UTC-11:00) Coordinated Universal Time-11:	2025-07-01 00:58
(UTC-10:00) Hawaii:	2025-07-01 01:58
(UTC-08:00) Alaska:	2025-07-01 03:58
(UTC-07:00) Arizona:	2025-07-01 04:58
(UTC-07:00) Baja California:	2025-07-01 04:58
(UTC-07:00) La Paz, Mazatlan:	2025-07-01 04:58
(UTC-07:00) Pacific Time (US & Canada):	2025-07-01 04:58
(UTC-06:00) Central America:	2025-07-01 05:58
(UTC-06:00) Guadalajara, Mexico City, Monterrey:	2025-07-01 05:58
(UTC-06:00) Mountain Time (US & Canada):	2025-07-01 05:58
(UTC-06:00) Saskatchewan:	2025-07-01 05:58
(UTC-05:00) Bogota, Lima, Quito, Rio Branco:	2025-07-01 06:58
(UTC-05:00) Central Time (US & Canada):	2025-07-01 06:58
(UTC-04:00) Caracas:	2025-07-01 07:58
(UTC-04:00) Cuiaba:	2025-07-01 07:58
(UTC-04:00) Eastern Time (US & Canada):	2025-07-01 07:58
(UTC-04:00) Georgetown, La Paz, Manaus, San Juan:	2025-07-01 07:58
(UTC-04:00) Santiago:	2025-07-01 07:58

Wait a few moments for the system to find available exam dates for your timezone. Then **select a date and time**.

**Note:** military time is shown to avoid am/pm confusion.

Click **Book Appointment** and a confirmation email will be sent to you.



**Important:** You may **reschedule your event up to two minutes before your scheduled start time.**

If you do not take your exam as scheduled, you will lose your exam attempt. Please note, we are unable to reinstate a lost exam attempt.

## Preparing for the Certified MACH Architect Exam

Review the [Exam Guide](#) to make sure you are clear on the topics of the exam. Prepare yourself in any way you see appropriate.

### Guidance from those who have successfully completed the exam:

You would need to be familiar with [MACH principles](#) as well as having experience delivering projects end to end. The exam is highly scenario-based, so the key is being able to apply MACH principles to real project situations, not just remember theory. So brush up your knowledge on the following topics:

- **Business:** Business case / TCO / Risks / POC
- **Architecture:** Decomposition patterns / Data storage patterns / Security / Scalability / COTs / Migration Plan
- **Implementation:** Integration Types, Tools (CI/CD, log aggregation, code and knowledge management)
- **Delivery:** Agile methodology/Governance
- I found useful to go through the **Introduction to TCO, Modern Technology with MACH and POC Fundamentals** courses on rideMACH, the MACH Alliance's Education Platform [register for rideMACH](#))
- [Case studies in the Insights Hub](#) on the MACH Alliance website are also valuable preparation resources



**Please prioritize completing the following steps to avoid delays and make your experience as smooth as possible.**

It is essential that you prepare your workstation and testing area well before your exam start time.

**Important:** If you have not taken an exam with us before, please note that many work provided laptops may not support the exam security measures that we employ. Please test your workstation in advance of your scheduled exam.

1. This exam uses human proctoring via a secured browser. Download and [install the Guardian Browser](#) for your Windows or MacOS system. This must be installed before your exam attempt.
2. [Test your workstation](#) after Guardian Browser install. Passed and failed tests will appear in the application. Chat support is available for assistance.
3. [Watch the exam test taker experience video](#) to know what to expect when you start your exam attempt. Be prepared to comply with each requirement.
4. Prepare your workspace in advance with these guidelines
  - a. You are permitted to drink but not eat during the test
  - b. No mobile devices, paper, pens or office items in the workspace
  - c. No visible readable material in the workspace
  - d. You will have no access to any online resources during the exam

## **Sitting the Certified MACH Architect Exam**

[Log in and go to My Assessments](#) as you did when you scheduled your exam. **Note:** you will not see an option to start your exam **until two minutes before your scheduled time.**

Start your attempt and wait for your proctor to connect and guide you through the process. You will have an exam presentation page (untimed) and once you agree to the terms, the timed exam will begin.

**Note:** Taking this or any MACH Certification exam is governed by the MACH Alliance Certification Program Agreement. If you do not agree with any of its terms, please do not take any exam and contact us with your questions or concerns at [professional.certification@machalliance.org](mailto:professional.certification@machalliance.org).

**Note:** If your proctor gives you behavioral feedback during the exam, please comply. They are trained to maintain security and to work with you to make sure your attempt is easy and successful.



## After Your Exam

By either clicking the Complete Exam button or if you're session times out, your exam will end and you will see a confirmation message telling you whether you passed or need to retake the exam. A coaching report that shows performance by exam category is available under the [My Results](#) section in the exam portal.

If you pass the exam, you will receive your electronic Certified MACH Architect Professional credential, suitable for sharing on professional social media sites. Look out for an email from Credly and accept the credential when it arrives. Note: it can take up to 15 minutes after your exam attempt for the credential to arrive.

Those who get certified early will be featured prominently by the MACH Alliance and will unlock exclusive access to the **Certified Architect** space in the [Power of MACH](#) community platform — a place to connect, collaborate, and lead with peers across the industry.

If you have any questions or require additional information or support contact [professional.certification@machalliance.org](mailto:professional.certification@machalliance.org)